




Look at the Animals

Jenny Katz

Sandy Campbell



Early
Family
Math



Interactive Story

Adult Readers

Before Talking Talk with your child before they can talk or even understand the words. Point at, name, and describe things you see, such as shapes, colors, comparisons, and quantities. As your child begins to understand words, ask about a thing and have your child point at it. For example, "Where is the ball?" If your child can't find the thing, point to it for them.

Early Talking As your child begins to understand and say words, mix in simple questions. Freely help with answers as needed. If you point and say "Is this red?" and they don't know, supply the answer. If you say "Count the blocks." and your child does not know how, point and count the blocks with them "one, two, three."

Math Themes and Words This story has small quantities up to 8. Practice words: numbers to 8, how many, one more, small, and large.

Read, Talk, and Have Fun! The supplied questions and comments are just the beginning.

For the 1st reading, read the red questions and comments.

For the 2nd reading, read the blue questions and comments.

For the 3rd reading, read the green questions and comments.

After that, follow your child's interests and let your discussions go in fun directions.




Look at the animals.

1. Count and name together all the animals you see.


2. What are all the animals looking at?

3. Do the animals want something from the farmer?



The cow says, "Moo."

1. The cow is looking at an empty trough. What do you think "Moo" means?
2. If you only have one word ("Moo"), you have to say it in different ways to have it mean different things. What do you think the cow wants?
3. Some of the cow's black spots are small and some are large. Count how many spots the cow has.



The goat says, "Meh, meh."

1. Why is the goat looking at the drip of water from the faucet?

2. Is the goat thirsty, hungry, or both?

3. How many horns does a goat have? Name some other animals that have two hard things growing on their head.




The horse says,
"Neigh."

1. The horse is also looking at an empty trough. What is the horse pointing at with its front left leg?

2. Count together the horse's legs. Can you think of a farm animal that has only two legs?

3. Are there animals that have any other number of legs than two or four? What about insects or spiders? – do you know how many legs they have?




The pig says,
"Grunt."

1. Some people think that pigs say "Oink." What do you think they say?

2. The pig has two ears, two eyes, and two nostrils. Imagine what it would be like if it had two mouths!

3. Count together the posts that make up the fence in front of the pig.




The chicken says,
"Cluck."

1. A chicken is a farm animal with just two legs. Are there any others?


2. Count the baby chicks and count how many chickens there are all together.

3. One more than three makes how many?



The dog says,
"Woof."

1. The dog bowl is empty and the dog looks hungry.
2. Count together the number of bags by the fence.
3. Count together the number of tines on the rake in the corner. Can you find other things to count?



The farmer says,
"Shhh!"

1. Why does the farmer say
"Shhh?" Is the farmer tired of
being pestered by the animals?

2. What are the animals waiting
for?

3. How many animals are
waiting for their food?

Look at the animals

Author -- JennyKatz

Illustration -- SandyCampbell

Language -- English

Level -- Firstwords

© African Reading Matters 2003

Creative Commons: Attribution-Non Commercial 3.0

Source www.africanstorybook.org

Original source www.read.org.za

